

## Inclined Cabinet U-Handles

Aluminum

### SPECIFICATION

#### Types

- Type **A**: Mounting from the back (threaded blind bore)
- Type **B**: Mounting from the operator's side (only for  $b_1 = 26$ )

#### Handle

Aluminum

- Powder coated
  - Black, RAL 9005, textured finish **SW**
  - Silver, RAL 9006, textured finish **SR**
- Anodized, natural color **EL**
- Plain finish, tumbled **BL**

#### Fastening set for type B

- Steel, zinc plated, blue passivated
- Socket button head screws ISO 7380-M6-25
- Hex nuts ISO 4032-M6
- Washers DIN 125



### INFORMATION

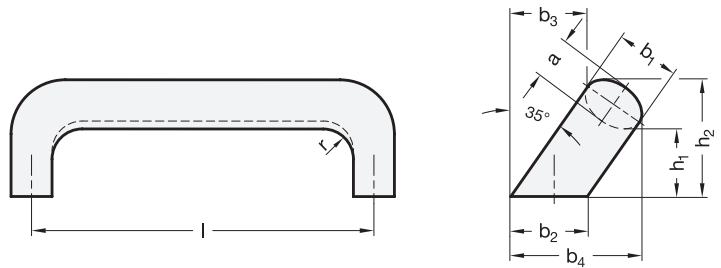
Inclined cabinet U-handles GN 565.2 are manufactured from a bent aluminum profile. Their special features are their rigidity and ergonomical shaping.

The angled contact surface allows improved access even in tight spaces such as corners.

For type B, socket button head screws, hex nuts and washers are included parts of the order.

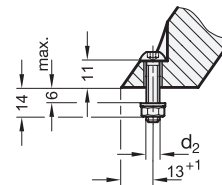
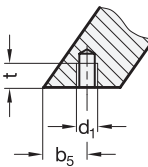
### TECHNICAL INFORMATION

- Load Rating Information (see page A35)



Type A

Type B



\* Complete with



### GN 565.2-A

Description	b <sub>1</sub>	Length l ±0.25	a	b <sub>2</sub>	b <sub>3</sub>	b <sub>4</sub>	b <sub>5</sub> +1	d <sub>1</sub>	h <sub>1</sub>	h <sub>2</sub>	r	t min.	⚖
GN 565.2-20-112-A-*	20	112	13	24	32	50	13.5	M 6	32	48	13	10	102
GN 565.2-20-128-A-*	20	128	13	24	32	50	13.5	M 6	32	48	13	10	111
GN 565.2-26-128-A-*	26	128	17	32	34	57	18	M 8	34	54	17	12	192
GN 565.2-26-160-A-*	26	160	17	32	34	57	18	M 8	34	54	17	12	218

### GN 565.2-B

Description	b <sub>1</sub>	Length l ±0.25	a	b <sub>2</sub>	b <sub>3</sub>	b <sub>4</sub>	d <sub>2</sub>	h <sub>1</sub>	h <sub>2</sub>	r	⚖
GN 565.2-26-128-B-*	26	128	17	32	34	57	M 6	34	54	17	209
GN 565.2-26-160-B-*	26	160	17	32	34	57	M 6	34	54	17	238

Weight SW